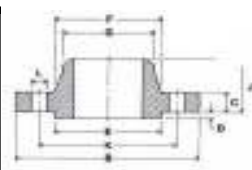


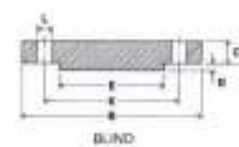
IMPERIAL FLANGES

CLASS 150(PN20)

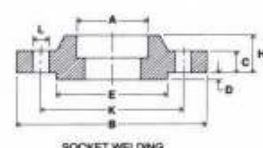
NOMINAL PIPE SIZE mm. (Ins)	LAPPED								LENGTH THROUGH HUB			DRILLING DATA			
15 (1/2)	21.3	90	11.5	1.6	34.9	30	21.5	16	16	48	60.5	16	4	15 (1/2)	
20 (3/4)	26.9	98	13	1.6	42.9	38	26.5	16	16	52	70	16	4	20 (3/4)	
25 (1)	33.7	108	14.5	1.6	50.8	49	33.5	17	17	56	79.5	16	4	25 (1)	
32 (1 1/4)	42.2	117	16	1.6	63.5	59	42	21	21	57	89	16	4	32 (1 1/4)	
40 (1 1/2)	48.3	127	17.5	1.6	73	65	48.5	22	22	62	98.5	16	4	40 (1 1/2)	
50 (2)	60.3	152	19.5	1.6	92.1	78	60.5	25	25	64	120.5	20	4	50 (2)	
65 (2 1/2)	73	178	22.5	1.6	104.8	90	73	29	29	70	139.5	20	4	65 (2 1/2)	
80 (3)	88.9	191	24	1.6	127	108	89	30	30	70	152.5	20	4	80 (3)	
100 (4)	114.3	229	24	1.6	157.2	135	114.5	32	33	76	190.5	20	8	100 (4)	
125 (5)	141.3	254	24	1.6	185.7	164	141.5	36	36	89	216	22	8	125 (5)	
150 (6)	168.3	279	25.5	1.6	215.9	192	168.5	40	40	89	241.5	22	8	150 (6)	
200 (8)	219.1	343	29	1.6	269.9	246	219	44	44	102	298.5	22	8	200 (8)	
250 (10)	273	406	30.5	1.6	323.8	305	273	49	49	102	362	26	12	250 (10)	
300 (12)	323.9	483	32	1.6	381	365	324	56	56	114	432	26	12	300 (12)	
350 (14)	355.6	535	35	1.6	412.8	400	355.5	57	79	127	476	30	12	350 (14)	
400 (16)	406.4	600	37	1.6	469.9	457	406.5	64	87	127	540	30	16	400 (16)	
450 (18)	457.2	635	40	1.6	533.4	505	457	68	97	140	578	33	16	450 (18)	
500 (20)	508	700	43	1.6	584.2	559	508	73	103	145	635	33	20	500 (20)	
800 (24)	600.6	815	48	1.6	692.2	664	609.5	83	111	152	749.5	36	20	600 (24)	



WELDING NECK



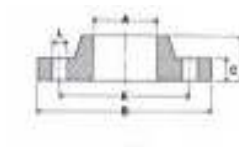
BLIND



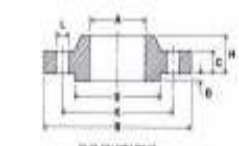
SOCKET WELDING

CLASS 300 (PN 50)

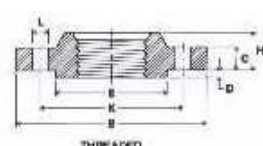
NOMINAL PIPE SIZE mm. (Ins)	LAPPED								LENGTH THROUGH HUB			DRILLING DATA			
15 (1/2)	21.3	95	14.5	1.6	34.9	38	21.5	22	22	52	66.5	16	4	15 (1/2)	
20 (3/4)	26.9	117	16	1.6	42.9	48	26.5	25	25	57	82.5	20	4	20 (3/4)	
25 (1)	33.7	124	17.5	1.6	50.8	54	33.5	27	27	62	89	20	4	25 (1)	
32 (1 1/4)	42.2	133	19.5	1.6	63.5	64	42	27	27	65	98.5	20	4	32 (1 1/4)	
40 (1 1/2)	48.3	156	21	1.6	73	70	48.5	30	30	68	114.5	22	4	40 (1 1/2)	
50 (2)	60.3	165	22.5	1.6	92.1	84	60.5	33	33	70	127	20	8	50 (2)	
65 (2 1/2)	73	191	25.5	1.6	104.8	100	73	38	38	76	149	22	8	65 (2 1/2)	
80 (3)	88.9	210	29	1.6	127	118	89	43	43	79	168	22	8	80 (3)	
100 (4)	114.3	254	32	1.6	157.2	146	114.5	48	48	86	200	22	8	100 (4)	
125 (5)	141.3	279	35	1.6	185.7	178	141.5	51	51	98	235	22	8	125 (5)	
150 (6)	168.3	318	37	1.6	215.9	206	168.5	52	52	98	270	22	12	150 (6)	
200 (8)	219.1	381	41.5	1.6	269.9	260	219	62	62	111	330	26	12	200 (8)	
250 (10)	273	445	48	1.6	323.8	321	273	67	95	117	387.5	30	16	250 (10)	
300 (12)	323.9	520	51	1.6	381	375	324	73	102	130	451	33	16	300 (12)	
350 (14)	355.6	585	54	1.6	412.8	426	355.5	76	111	143	514.5	33	20	350 (14)	
400 (16)	406.4	650	57.5	1.6	469.9	483	406.5	83	121	146	571.5	36	20	400 (16)	
450 (18)	457.2	710	60.5	1.6	533.4	533	457	89	130	159	628.5	36	24	450 (18)	
500 (20)	508	775	63.5	1.6	584.2	587	508	95	140	162	686	36	24	500 (20)	
600 (24)	609.6	915	70	1.6	692.2	702	609.5	106	152	168	813	42	24	600 (24)	



LAPPED



SLIP-ON WELDING



THREADED

NOTES:- 1 ALL DIMENSIONS ARE IN MM
 2 LARGER SIZES AVAILABLE ON REQUEST
 • NOMINAL PRESSURE RATING EXPRESSED IN BAR