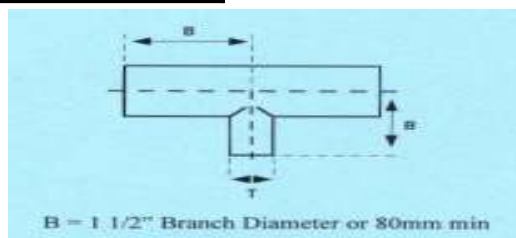
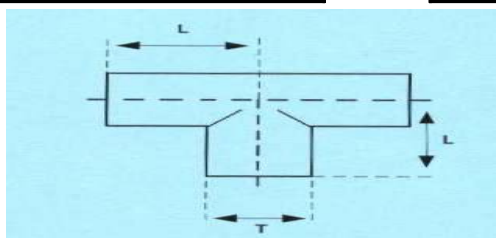


## Tube TEE & Reduction TEE

### TUBE TEE

Thick (T)	LENGTH (L)
1/2"	3/4"
3/4"	1"
1"	1 1/2"
1 1/4"	2"
1 1/2"	2 1/4"
2"	3"
2 1/2"	3 3/4"
3"	4 1/2"
4"	6"
5"	7 1/2"
6"	9"

THICK (T)	LENGTH (L)
12	19.1
18	28.6
25	31.8
31	47.7
38	57.0
50	76.2
63	95.0
76	114.2
100	152.4
125	190.5
152	228.5

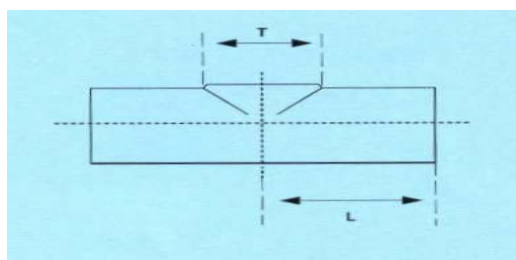


### PULLED TEE

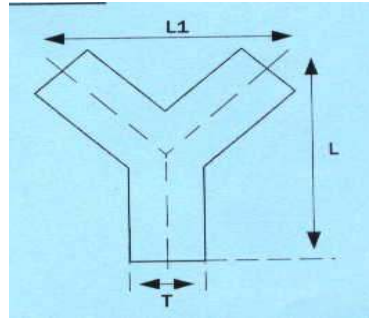

PULLED TEE

Thick (T)	Length (L)
1/2"	3/4"
3/4"	1"
1"	1 1/2"
1 1/4"	2"
1 1/2"	2 1/4"
2"	3"
2 1/2"	3 3/4"
3"	4 1/2"
4"	6"
5"	7 1/2"
6"	9"

Thick (T)	Length (L)
12	19.1
18	28.6
25	31.8
31	47.7
38	57.0
50	76.2
63	95.0
76	114.2
100	152.4
125	190.5
152	228.5



### "Y" PIECE 316



Y PIECE

Thick (T)	L	L1	THICK (T)	L	L1
12	55	50	1/2"	2"	2"
18	65	55	3/4"	2 1/2"	2"
25	88	72	1"	3 1/2"	3"
31	110	90	1 1/4"	4 1/3"	3 1/2"
38	132	108	1 1/2"	5 1/4"	4 1/4"
50	176	143	2"	7"	5 1/2"
63	220	179	2 1/2"	8 2/3"	7"
76	264	215	3"	10 1/2"	8 1/2"
100	352	287	4"	13 3/4"	11 1/3"
125	359	440	5"	14"	17 1/3"
152	430	529	6"	17"	21"

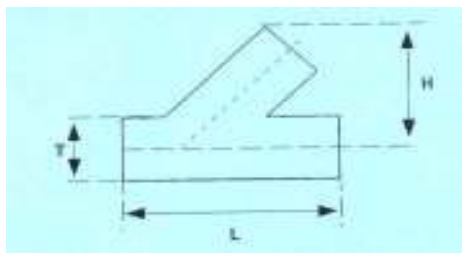
### 45 DEGREE TEE



45 DEGREE TEE (METRIC)

45 DEGREE (IMPERIAL)

Thick (T)	L	L1	THICK (T)	L	L1
12	38	25	½"	1 ½"	1"
18	57	30	¾"	2 ¼"	1"
25	76	48	1"	3"	2"
31	95	65	1 ¼"	3 ¾"	2 ½"
38	114	71	1 ½"	4 ½"	2 ¾"
50	152	95	2"	6"	3 ¾"
63	191	119	2 ½"	7 ½"	4 2/3"
76	229	142	3"	9"	5 ½"
100	305	195	4"	12"	7 ½"
125	381	245	5"	15"	9 ½"
152	457	294	6"	18"	11 ½"



### **PULLED CROSS**

<b>PULLED CROSS</b>			
Thick (T)	Length (L)	Thick (T)	Length (L)
1/2"	3/4"	12	19.1
3/4"	1"	18	28.6
1"	1 1/2"	25	31.8
1 1/4"	2"	31	47.7
1 1/2"	2 1/4"	38	57.0
2"	3"	50	76.2
2 1/2"	3 3/4"	63	95.0
3"	4 1/2"	76	114.2
4"	6"	100	152.4
5"	7 1/2"	125	190.5
6"	9"	152	228.5

